



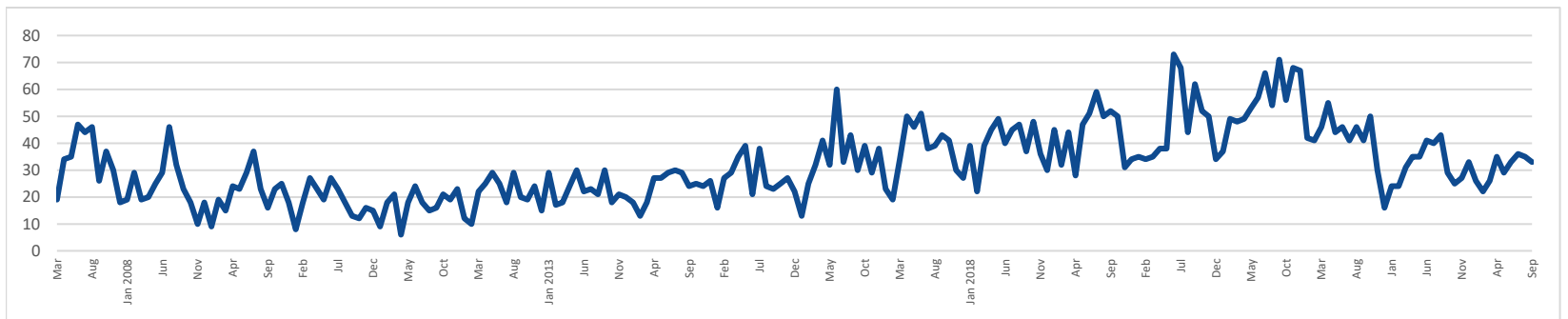
Elmore County – Single-Family Homes

September 2024 Market Statistics

Copyright © 2024 Boise Regional REALTORS®
Data from the Intermountain MLS as of October 11, 2024

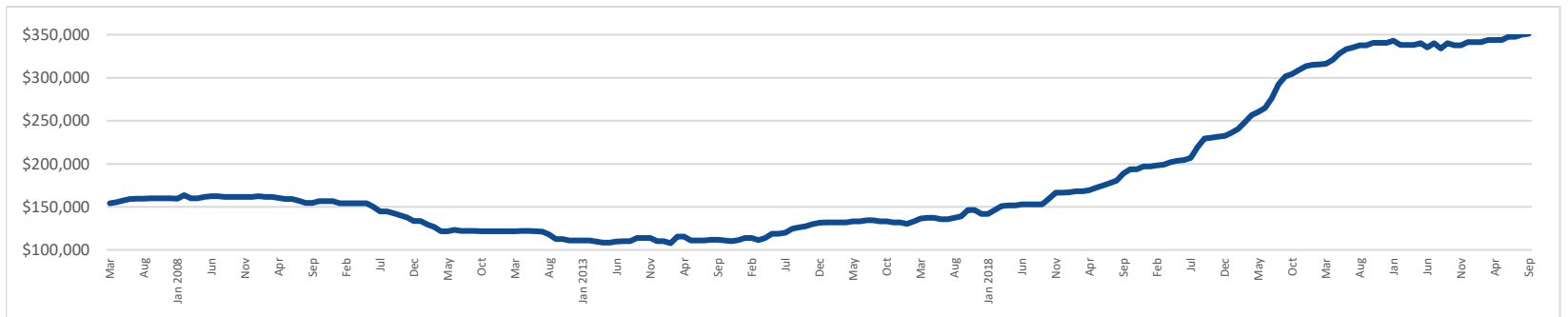
Key Metrics	Sep 2023	Sep 2024	% Chg	YTD 2023	YTD 2024	% Chg
Closed Sales	29	33	13.8%	302	276	-8.6%
Median Sales Price*	\$340,000	\$351,000	3.2%	\$339,995	\$355,250	4.5%
Days on Market	36	30	-16.7%	41	44	7.3%
Pending Sales	33	37	12.1%	--	--	--
Inventory	85	113	32.9%	--	--	--
Months Supply of Inventory	2.3	3.5	49.4%	--	--	--

Closed Sales High: 73 in Jun 2020 | Low: 6 in Apr 2011 | Current Month: 33

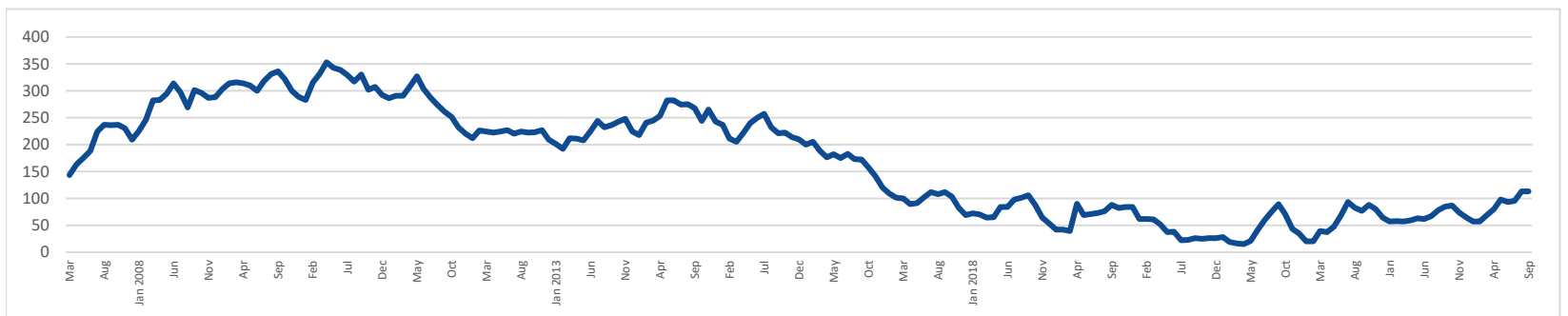


Rolling 12-Month Median Sales Price

High: \$342,938 in Jan 2023 | Low: \$107,750 as of Feb 2014 | Current Month: \$351,000



Inventory of Homes for Sale High: 353 in Apr 2010 | Low: 16 in Apr 2021 | Current Month: 113



* The sales price reported is based on a rolling 12-month median instead of monthly activity or year-to-date starting on January 1. This smooths out potential month-over-month swings due to seasonality, a very high or low number of transactions in one month, very high or low sales prices that may occur one month but are not common, or other activity that may not be representative of the overall price trends for the area or market segment. || Some year-over-year percent changes may look extreme due to small sample sizes. The Months Supply Inventory metric is manually calculated. These statistics are based upon information secured by the agent from the owner or their representative and reported to the Intermountain MLS (IMLS), a subsidiary of Boise Regional REALTORS® (BRR). The accuracy of this information, while deemed reliable, has not been verified and is not guaranteed. Further, past performance may not be indicative of future results. These statistics are not intended to represent the total number of properties sold in the geography noted during the specified time period. The IMLS and BRR provide these statistics for purposes of general market analysis but make no representations as to past or future performance. For additional information, please visit boirealtors.com/notes-on-data-sources-and-methodology. If you are a consumer, please contact a REALTOR® to get the most current and accurate information specific to your situation: intermountainmls.com/agentsearch.