



# Elmore County – Single-Family Homes

## June 2022 Market Statistics

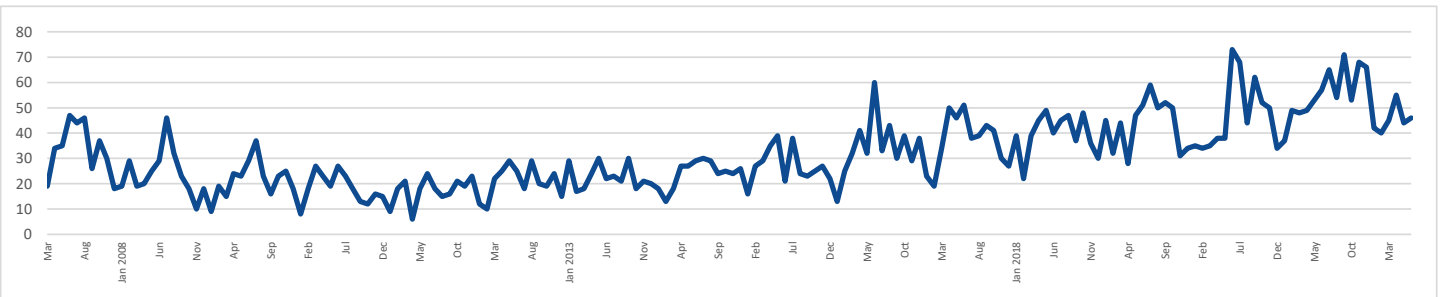
Copyright © 2022 Boise Regional REALTORS®

Data from the Intermountain MLS as of July 8, 2022

### Key Metrics

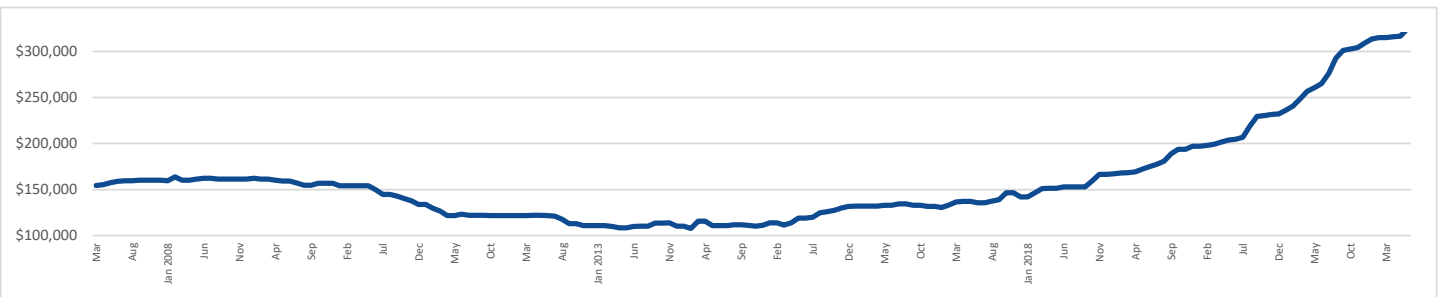
	Jun 2021	Jun 2022	% Chg	YTD 2021	YTD 2022	% Chg
Closed Sales	57	46	-19.3%	293	273	-6.8%
Median Sales Price*	\$264,975	\$325,000	22.7%	\$300,000	\$345,000	15.0%
Days on Market	6	14	133.3%	18	21	16.7%
Pending Sales	73	51	-30.1%	--	--	--
Inventory	41	68	65.9%	--	--	--
Months Supply of Inventory	0.8	1.3	58.9%	--	--	--

**Closed Sales** High: 73 in Jun 2020 | Low: 6 in Apr 2011 | Current Month: 46

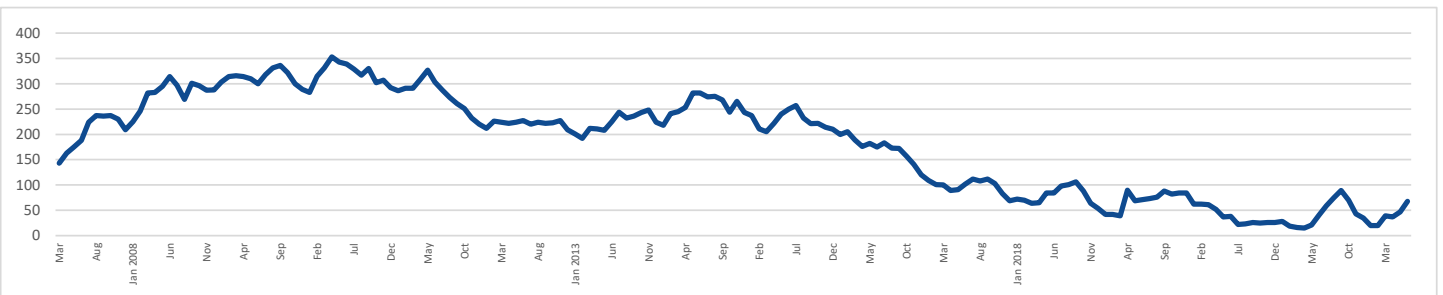


### Rolling 12-Month Median Sales Price

High: \$325,000 in June 2022 | Low: \$107,750 as of Feb 2014 | Current Month: \$325,000



**Inventory of Homes for Sale** High: 353 in Apr 2010 | Low: 16 in Apr 2021 | Current Month: 68



\* The sales price reported is based on a rolling 12-month median instead of monthly activity or year-to-date starting on January 1. This smooths out potential month-over-month swings due to seasonality, a very high or low number of transactions in one month, very high or low sales prices that may occur one month but are not common, or other activity that may not be representative of the overall price trends for the area or market segment. || Some year-over-year percent changes may look extreme due to small sample sizes. The Months Supply Inventory metric is manually calculated. These statistics are based upon information secured by the agent from the owner or their representative and reported to the Intermountain MLS (IMLS), a subsidiary of Boise Regional REALTORS® (BRR). The accuracy of this information, while deemed reliable, has not been verified and is not guaranteed. Further, past performance may not be indicative of future results. These statistics are not intended to represent the total number of properties sold in the geography noted during the specified time period. The IMLS and BRR provide these statistics for purposes of general market analysis but make no representations as to past or future performance. For additional information, please visit [boirealtors.com/notes-on-data-sources-and-methodology](http://boirealtors.com/notes-on-data-sources-and-methodology). If you are a consumer, please contact a REALTOR® to get the most current and accurate information specific to your situation: [intermountainmls.com/agentsearch](http://intermountainmls.com/agentsearch).